

ON AIR



FEDERAL COMMUNICATIONS COMMISSION

FCC.GOV

HOME

LICENSING & DATAASES

RENEWAL

Error: Page Not Found.

Processing... Please Wait...

Renewing your FCC Amateur Radio, GMRS, or another FCC license

Password?

forgot
PIN?

Renew Your License?



In the past...

- Before the FCC started charging \$35 to renew your amateur radio license, renewing your license was a simple procedure. In fact, you could even have done it by mail in the past.
- You could even have had our VE team process your form 605 renewal.
- The process these days is **not as simple**, and it is good to do your homework before your renewal is due.



And to top it off...

- The old “legacy” version of CORES was **retired on July 15, 2022.**
- So, if it’s been a while since you signed into your account at the FCC, you must **register in the new version of CORES and associate your username to your FRN.**
- Even if it is a while before your license expires, it would not hurt to already have your account setup for logging on, as well as associating your FRN with your new login.



And most recently, ... in the News Jan 20th

- The FCC adopted changes to its rules to require that every holder of an FCC Registration Number (FRN) **update their contact information** in the [CORES](#) system (**email and postal addresses**) **within ten business days of a change. This change was effective Jan 5, 2026.**
- Because every FCC licensee—including amateur radio operators—must have an FRN to file applications, **this requirement applies to all licensed amateurs.**
- FRN contact information is handled separately and apart from contact information related to a license in the [License Manager System](#). Both records must be kept up-to-date, and each requires a separate update.
- The FCC has an Update FRN Information document online for this task.

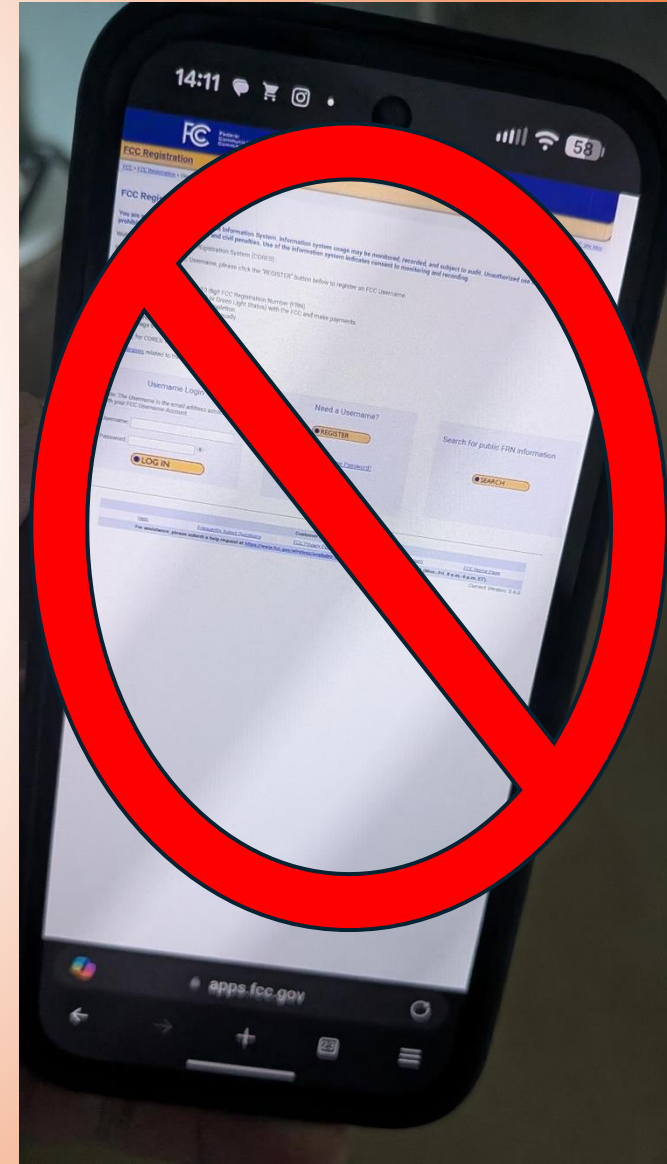


Now, on to renewing your license



Before we get to the first step

- You will want to use a PC, Mac, or perhaps an iPad to go through this process.
- According to the FCC, the FCC licensing and payment **web sites were NOT designed for mobile use**. Though it is possible to navigate the site and submit a payment using a mobile device, it is **NOT RECOMMENDED**.
- Also, **use the “Go Back” link** if you need to return to the previous page. If you do not, you may end up having to log back into CORES.
- And, to renew your license, **it must be within 90 days of expiration**.

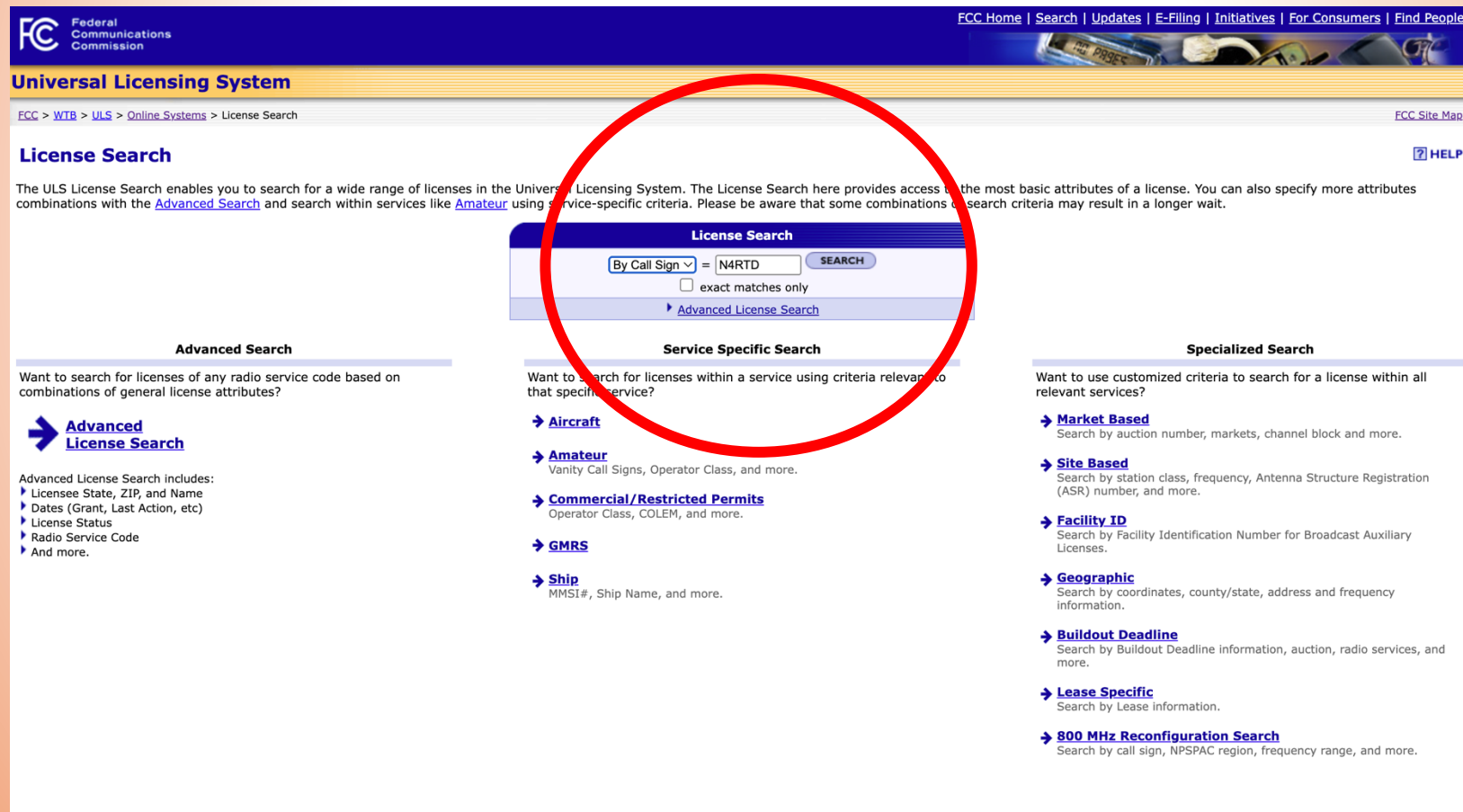


Your first step in the process

- Locate your FRN number (if you don't already have it handy)
- You need to know your FRN number. You can find it on the FCC Web site using their License Search option.
- This site can be found if you Google “FCC Universal Licensing System” or go to <https://www.fcc.gov/wireless/universal-licensing-system>
- When you get to this page, select the “License Search” option further down the page.

The Search Page

- Enter in your call sign to do a search for your license and FRN
- You can search by Call Sign, FRN, or even by your name



The screenshot shows the FCC Universal Licensing System (ULS) License Search page. At the top, the FCC logo and navigation links are visible. The main heading is "Universal Licensing System" and "License Search". A search form is highlighted with a red circle, showing a dropdown menu set to "By Call Sign", an input field with "N4RTD", and a "SEARCH" button. Below the search form, there are three main search categories: "Advanced Search", "Service Specific Search", and "Specialized Search".

Advanced Search
Want to search for licenses of any radio service code based on combinations of general license attributes?
→ [Advanced License Search](#)
Advanced License Search includes:
▶ Licensee State, ZIP, and Name
▶ Dates (Grant, Last Action, etc)
▶ License Status
▶ Radio Service Code
▶ And more.

Service Specific Search
Want to search for licenses within a service using criteria relevant to that specific service?
→ [Aircraft](#)
→ [Amateur](#) (Vanity Call Signs, Operator Class, and more.)
→ [Commercial/Restricted Permits](#) (Operator Class, COLEM, and more.)
→ [GMRS](#)
→ [Ship](#) (MMSI#, Ship Name, and more.)

Specialized Search
Want to use customized criteria to search for a license within all relevant services?
→ [Market Based](#) (Search by auction number, markets, channel block and more.)
→ [Site Based](#) (Search by station class, frequency, Antenna Structure Registration (ASR) number, and more.)
→ [Facility ID](#) (Search by Facility Identification Number for Broadcast Auxiliary Licenses.)
→ [Geographic](#) (Search by coordinates, county/state, address and frequency information.)
→ [Buildout Deadline](#) (Search by Buildout Deadline information, auction, radio services, and more.)
→ [Lease Specific](#) (Search by Lease information.)
→ [800 MHz Reconfiguration Search](#) (Search by call sign, NPSPEC region, frequency range, and more.)



Search Page Results

- After you entered your search criteria and clicked on search, your results, with your FRN number will be displayed.

FCC Home | Search | Updates | E-Filing | Initiatives | For Consumers | Find P

Federal Communications Commission

Universal Licensing System

FCC > WTB > ULS > Online Systems > License Search

License Search

Search Results

[New Search](#) [Refine Search](#) [Printable Page](#) [Query Download](#) [Map Licenses](#)

Specified Search
Call Sign like **N4RTD**
Matches **1- 1** (of **1**)

Page 1

Call Sign/Lease ID	Name	FRN	Radio Service	Status	Expiration Date
1 N4RTD	Delaney, Russell T	0005257464	HV	Active	01/04/2028

Page 1

PA = Pending Application(s)
TP = Termination Pending
L = Lease

ULS Help	FAQ - Online Help - Technical Support - Licensing Support
ULS Online Systems	CORES - ULS Online Filing - License Search - Application Search - Archive License Search
About ULS	Privacy Statement - About ULS - ULS Home
Basic Search	By Call Sign <input type="text"/> = <input type="text"/> <input type="button" value="SEARCH"/>

FCC | Wireless | ULS | CORES

Help | Tech S



Your second step in the process

- Setup your account in the FCC **CO**mission **RE**gistration **S**ystem at <https://apps.fcc.gov/cores/userLogin.do?>
- You can also simply Google "FCC Cores" and be taken to this page.

The screenshot shows the FCC Commission Registration System (CORES) user login page. The page header includes the FCC logo and the text "Commission Registration System (CORES)". Below the header, there is a navigation bar with "FCC Registration" and "User Login" links. The main content area is titled "FCC Registration - LOGIN" and contains a welcome message and a list of services provided by CORES. A red circle highlights the "REGISTER" button in the "Need a Username?" section. The footer contains links for "Help", "Frequently Asked Questions", "Customer Service", "Privacy Act Statement", and "FCC Home Page", along with a version number "Current Version: 3.4.0".

FCC Registration

FCC Registration - LOGIN

You are accessing a U.S. Government Information System. Information system usage may be monitored, recorded, and subject to audit. Unauthorized use of the information system is prohibited and subject to criminal and civil penalties. Use of the information system indicates consent to monitoring and recording.

Welcome to the Commission REgistration System (CORES).

If you DO NOT have an FCC Username, please click the "REGISTER" button below to register an FCC Username.

CORES allows you to:

- Register and Manage the 10 digit FCC Registration Number (FRN).
- View financial standing (RED or Green Light Status) with the FCC and make payments.
- Retrieve payments awaiting completion.
- Enter and pay Application fees manually.
- Retrieve and pay ULS fees.
- File and pay annual Regulatory Fees.
- Manage Incentive Auction financials.

Click [Here](#) for CORES Tutorial Videos.

[News releases](#) related to the FCC Registration Number.

Username Login

Note: The Username is the email address associated with your FCC Username Account.

Username:

Password:

LOG IN

Need a Username?

REGISTER

Forgot/Reset your [Username Password?](#)

Check [Username Availability](#)

Search for public FRN information

SEARCH

Customer Service

[Help](#) [Frequently Asked Questions](#) [Privacy Act Statement](#) [FCC Home Page](#)

For assistance, please submit a help request at <https://www.fcc.gov/wireless/available-support-services> or call 877-480-3201 (Mon.-Fri. 8 a.m.-6 p.m. ET).

Current Version: 3.4.0



Your second step in the process (continued)

When you create your New Account, enter a valid email address.

This email address will be used as your username when logging in to the FCC User Registration System and other systems using an FCC Username Account.

Any notifications relating to your Username Account will be sent to the email address provided.

Create New Account

* indicates required field

Enter Username and Password

Please enter a valid email address. This email address will be used as your username when logging in to the FCC User Registration System and other systems using an FCC Username Account. Any notifications relating to your Username Account will be sent to the email address provided.

* Username:

* Confirm Username:

Password must be 12 to 15 characters long, cannot include any part of your Username, and must meet all of the following criteria: 1 lower case letter, 1 upper case letter, 1 number, and 1 punctuation mark/special character.

To see a full list of allowable special characters, please [click here](#).

* Password:

* Confirm Password:

Enter Additional Contact Information

Prefix/Title:

* First Name:

Middle Name:

* Last Name:

Suffix:

The secondary email address provided cannot be used for login purposes.

Secondary Email:

Country Code is only needed if the phone number is outside the U.S.A. The phone number must be at least 10 digits, excluding the country code (e.g., 5551234567).

Phone: Country Code: * Phone Number:

Phone Extension:

Enter Security Question

* Security Question:

Answer must be at least 4 characters long and cannot include any part of the Security Question.

* Answer:

[Privacy Act Statement](#)



And another thing you need to know about your CORES account

For added security, after you enter in your username and password, you will get this screen.

Click the “Send Code” button and you will get a code needed to complete the login process to your CORES account

FCC Registration - LOGIN

Request Security Code

Ensuring your account's security is our top priority. To add an extra layer of protection, we need you to enter a special code. Just click the button below, and we'll send the code to your email inbox and any secondary contact email linked to your FCC Username. When prompted, enter the code. Thanks for helping us keep your account secure!

Send Code

Customer Service

[Help](#)

[Frequently Asked Questions](#)

[FCC Privacy Policy](#)

[Privacy Act Statement](#)

[FCC Home Page](#)

For assistance, please submit a help request at <https://www.fcc.gov/wireless/available-support-services> or call 877-480-3201 (Mon.-Fri. 8 a.m.-6 p.m. ET).

Current Version: 3.4.0

And another thing you need to know about your CORES account (continued)

Enter the code they will send you in email and you can continue to your CORES account to continue the process.

FCC Registration - LOGIN

Submit Security Code

Please promptly enter the security code that has been sent to your account inbox.

Occasionally there may be a slight delay in receiving your security code via email. Please be patient, and if you don't receive the code within a few minutes, feel free to request it again or try again later. Additionally, kindly check all folders in your inbox, including spam or junk folders, to ensure you locate the email. Thank you for your understanding.

Security Code:

[Resend Code](#)

Your third step...

- Now that you have a **CORES** account setup, you will need to login and associate **your FRN number to your CORES account.**

FCC Federal Communications Commission

Commission Registration System (CORES)

[Associate Username to FRN](#) | [Manage Existing FRNs & FRN Financial](#)
[Register New FRN](#) | [Reset FRN Password](#) | [Search for FRN](#)

FCC Registration

[FCC](#) > [FCC Registration](#) > User Home Logged In As: rtdelan@outlook.com | [Logout](#)

User Home

Select one of the following:

- [Associate Username to FRN](#) Link your registered username to an existing FRN.
- [Manage Existing FRNs](#) | [FRN Financial](#) | [Bills and Fees](#) View & Pay Regulatory Fees, Application Fees, and Bills | View Red & Green light status.
- [Register New FRN](#) Register New FRN. Register and Receive a new FRN (including Commercial/Non-Commercial Broadcast Ownership Reporting Restricted Use FRN).
- [Reset FRN Password](#) Reset/update your FRN password.
- [Search for FRN](#) Search for public FRN information.
- [Update Username Profile](#) Update your username profile.

Associate Username to FRN

- On this screen type in your FRN number, **CAREFULLY.**
- For the comment field you can put in something as simple as **“This is my FRN number and I am renewing my license.**
- **Then click continue**

The screenshot shows the FCC Registration System (CORES) interface. At the top, there is a blue header with the FCC logo and the text 'Federal Communications Commission' on the left, and 'Commission Registration System (CORES)' on the right. Below the header is a yellow bar with 'FCC Registration'. The main content area has a breadcrumb trail: 'FCC > FCC Registration > Associate Username to FRN'. The title of the page is 'Associate Username to FRN'. The form itself is titled 'Associate with this FRN' and contains two fields: 'FRN:*' with an empty text box, and 'Comment:*' with a larger text area containing the placeholder text: 'Enter comments to justify your request to be associated with this FRN, e.g., "I am the CEO of Company X."'. Below the form are two buttons: 'CONTINUE' and 'Go Back'. At the bottom of the form, there is a note: 'The FCC Registration Number (FRN) is a 10-digit number.' and a legend: '* indicates required field.'



At this point....

If you were a new technician and just passed your amateur radio license, you would already be to this point, and that is, have a CORES account setup with an FRN associated with it, and could simply go to the manage your existing FRN, FRN Financials section, and pay your fee.

However, if you went to that area now, there would be nothing to pay...



So why is that?

When we have a successful candidate pass their Technician Class license, the paper and digital submission creates an application for a new license.

Our VE Team gets an email that states ***“1 of 1 applications were accepted but are in a pending status. This status means the application is pending either payment of fees, a basic qualification review, or some other manual review by the FCC.”***



Your fourth step...

- Telling the FCC that you need to renew your license.
- This task is done by signing into the **FCC License Manager** at <https://wireless2.fcc.gov/UlsEntry/licManager/login.jsp> or go back to the FCC Universal Licensing System page and click the link that says “**File Online.**”
- You will login with your FRN number and password.



FCC License Manager

- It is on this page that you will see your licenses at a glance.
- Click the Renew Licenses option in the menu on the left hand side of the screen.

For quick access, place your bookmarks here on the bookmarks bar. [Import bookmarks now...](#)

FC Federal Communications Commission **License Manager**

FCC > [Wireless](#) > [Licensing](#) > [Online Systems](#) > License Manager

Logged In: 0004825626 ([Log Out](#))

My Licenses
License N4CAD At A Glance

Download your official electronic authorizations [here](#).
Note: ULS allows users to download multiple authorizations, however, each PDF is limited to 100 pages.

Call Sign	N4CAD	Radio Service	Vanity (HV)
Applicant Name & Address			
Delaney, Cheryl A PO Box 2064 Lakeland, FL 33806		E: cheryl.delaney@gmail.com	
Dates			
Grant	11/28/2017		
Effective	02/07/2022		
Expiration	01/04/2028		

[View Complete License](#)

Don't See Your Licenses Here?
It's possible that your licenses have not been associated with your FRN. In order to manage a license using the License Manager, you must first [associate with your FRN](#).

Find My Licenses
Call Sign: [GO](#)

FCC | [Wireless](#) | [ULS](#) | [CORES](#) | [Paying Fees](#)

Federal Communications Commission



FCC License Manager (continued)

- If you license shows up within the window on the left as eligible to be renewed, highlight it, click **ADD**, then click **continue** on the lower right.

Logged In: 0004825626 ([Log Out](#))

Renew Licenses

Select Licenses

You have chosen to renew one or more licenses. During this process, you can renew licenses that are either eligible for renewal (no waiver required) or licenses that are not eligible for renewal (waiver required). Specify renewal eligibility status, select the licenses to renew, add them to the "Licenses to Renew" box, then click on the "Continue" button.

Which license eligibility status type do you want to renew?

Eligible Ineligible (Renewal Requires Waiver)

Licenses in termination pending status will not appear in this list. If a license is active but one or more components is in termination pending status, the term pending components will not be included on the application.

The screenshot shows the 'Select Licenses' interface. On the left, under 'Filter by Radio Service', there is a 'Show all' dropdown and a 'My Licenses' list containing 'HV - N4CAD'. Below this list is a 'SELECT ALL' button. In the center, there are 'ADD' and 'REMOVE' buttons. On the right, under 'Licenses to Renew', there is an empty list and a 'SELECT ALL' button at the bottom.

TP = This call sign or a component(s) of this call sign is in termination pending status for failure to meet the buildout requirement.

* denotes licenses that have an international address.

Note: Updates must be filed for licenses denoted with "*" individually.


^ denotes broadcast auxiliary licenses with a parent station in CDBS.

[← BACK](#)

[CONTINUE](#)

FCC License Manager (continued)

- If the your ham license shows as License Selected, click **CONTINUE**

 Federal Communications Commission

License Manager

[FCC](#) > [Wireless](#) > [Licensing](#) > [Online Systems](#) > License Manager

Logged In: 0004825626 ([Log Out](#))

Renew License

Select Updates

You have chosen to renew the existing license **N4CAD** .

! Applications to renew a license in the Amateur Radio Service may be filed within the two year grace period provided under 47 C.F.R. § 97.21(b). Renewal applications filed after the grace period must include a waiver request, but will be subject to a strict review and **will not be routinely granted**. Please refer to Public Notice, DA 03-2729 for additional information.

License Selected	
Call Sign	N4CAD
Grant Date	11/28/2017
Expiration Date	01/04/2028

Select Updates

You may update the licensee information shown below for this call sign. To do so, click the check box below.

Licensee Name and Address

Delaney, Cheryl A
P.O.Box: 2064
Lakeland, FL 33806

P:
F:
E: cheryl.delaney@gmail.com

[← BACK](#) [CONTINUE →](#)



FCC License Manager (continued)

- You will then answer two questions that will more than likely be **NO**, unless for some reason you are exempt from FCC application or regulatory fees.



The screenshot shows the FCC License Manager interface. At the top left is the FCC logo and 'Federal Communications Commission'. The page title is 'License Manager'. A breadcrumb trail reads 'FCC > Wireless > Licensing > Online Systems > License Manager'. Below this, it says 'Logged In: 0023360290 (Log Out)'. The main heading is 'Renew License'. Underneath is the 'Applicant Questions' section, which includes a 'Fee Status' subsection. Two questions are listed: 'Is the applicant exempt from FCC application fees?' and 'Is the applicant exempt from FCC regulatory fees?'. Both questions have a dropdown menu with 'No' selected. At the bottom left is a '← BACK' button, and at the bottom right is a 'CONTINUE →' button with a mouse cursor hovering over it.

FCC License Manager (continued)

- You will then be brought to a screen to confirm your license information.

FC Federal Communications Commission **License Manager**

FCC > Wireless > Licensing > Online Systems > License Manager

Logged In: 0023360290 (Log Out)

Renew License [Custom Exp. Date](#) [Attachments](#) [Waivers](#) [Reference Copy](#)

Licensee Information

This Licensee Information identifies the applicant. When the FCC takes formal disposition on the application (i.e., grant, return, or dismissal), the notice(s) regarding the disposition of the application(s) will be sent to the address provided below. If the FCC grants the application, the information provided below will become the licensee's address, telephone numbers, and email of record for the selected call sign(s).

! An administrative name change cannot be used to accomplish a change in ownership and/or corporate structure. For these actions the current license must be canceled and a new license applied for. Changes in ownership or corporate structure are subject to enforcement action.

Licensee Name

Individual Name	First	MI	Last	Suffix
	Frank		Lappin	

If the licensee name is being updated, is the update a result from the sale (or transfer of control) of the license(s) to another party and for which proper Commission approval has not been received or proper notification not provided?

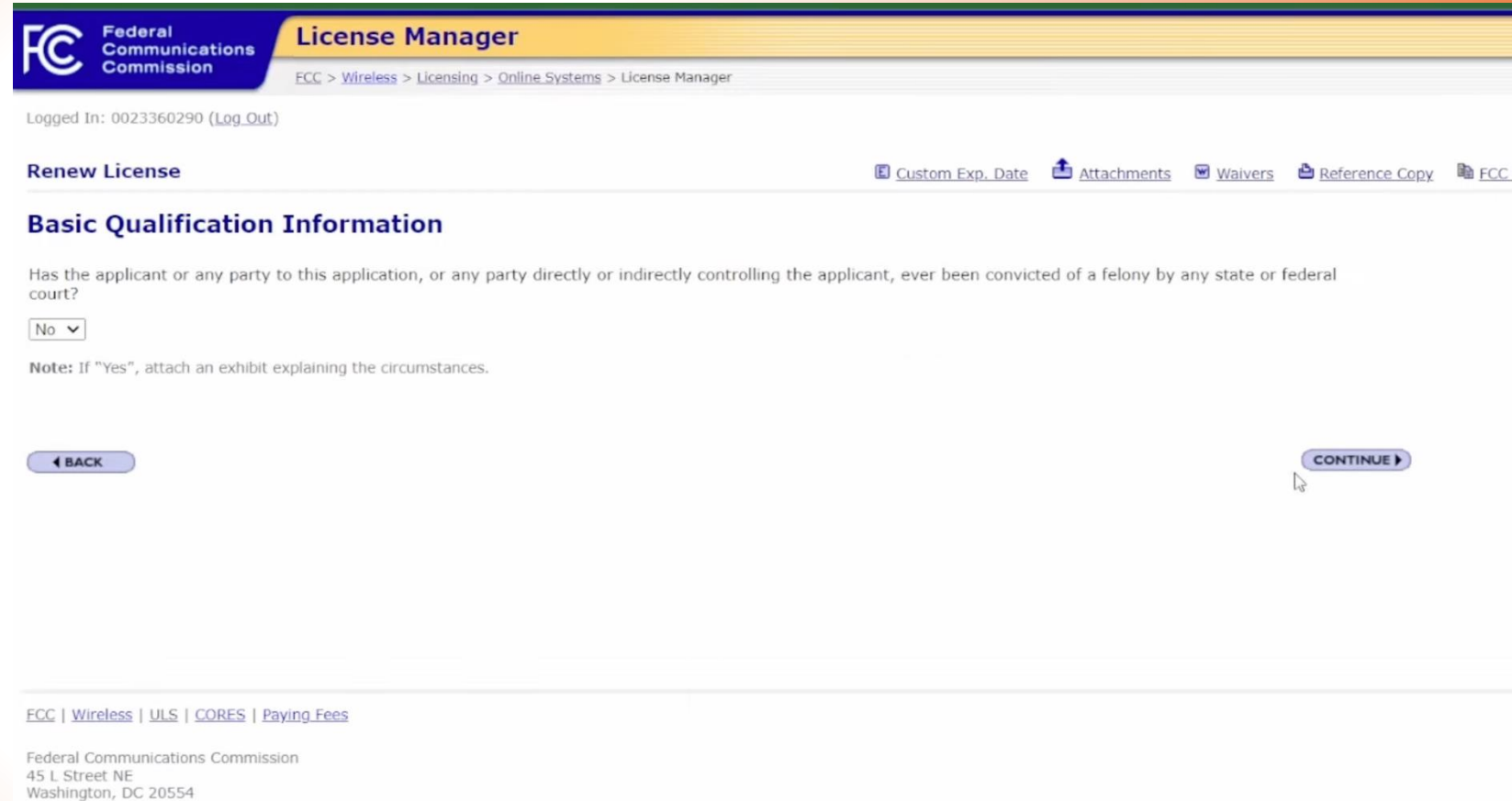
Licensee Address

Attention To	<input type="text"/>
P.O.Box	<input type="text" value="38"/>
Street Address	<input type="text"/>
City	<input type="text" value="Euless"/>
State	<input type="text" value="Texas"/>
ZIP Code	<input type="text" value="76039-3651"/>
Phone	<input type="text"/>
Fax	<input type="text"/>
Email	<input type="text" value="marvin117@gmail.com"/>

[← BACK](#) [CONTINUE →](#)

FCC License Manager (continued)

- You will then be asked if you have ever been convicted of a felony.



FCC Federal Communications Commission **License Manager**

ECC > [Wireless](#) > [Licensing](#) > [Online Systems](#) > License Manager

Logged In: 0023360290 ([Log Out](#))

Renew License [Custom Exp. Date](#) [Attachments](#) [Waivers](#) [Reference Copy](#) [FCC](#)

Basic Qualification Information

Has the applicant or any party to this application, or any party directly or indirectly controlling the applicant, ever been convicted of a felony by any state or federal court?

Note: If "Yes", attach an exhibit explaining the circumstances.

[← BACK](#) [CONTINUE →](#)

[FCC](#) | [Wireless](#) | [ULS](#) | [CORES](#) | [Paying Fees](#)

Federal Communications Commission
45 L Street NE
Washington, DC 20554



FCC License Manager (continued)

- You will then confirm some General Certification Statements
- At that point you will put in your name to electronically sign the document
- Then hit **SUBMIT APPLICATION**

The screenshot shows the FCC License Manager interface. At the top, there is a blue header with the FCC logo and the text "Federal Communications Commission". To the right of the header is a yellow bar with the text "License Manager". Below the header, there is a breadcrumb trail: "FCC > Wireless > Licensing > Online Systems > License Manager". The main content area is titled "Renew License" and "Certification". Under "Certification", there is a section for "General Certification Statements" with six numbered statements. Below the statements is a "Signature" section with a form for entering the name and title of the party authorized to sign. The name is entered as "Frank Lappin". At the bottom of the page, there is a blue button labeled "SUBMIT APPLICATION".

FC Federal Communications Commission License Manager
FCC > Wireless > Licensing > Online Systems > License Manager

Logged In: 0023360290 (Log Out)

Renew License

Certification

General Certification Statements

- 1 The applicant/licensee waives any claim to the use of any particular frequency or of the electromagnetic spectrum as against the regulatory power of the United States because of the previous use of the same, whether by license or otherwise, and requests an authorization in accordance with this application.
- 2 The applicant/licensee certifies that all statements made in this application and in the exhibits, attachments, or documents incorporated by reference are material, are part of this application, and are true, complete, correct, and made in good faith.
- 3 Neither the applicant/licensee nor any member thereof is a foreign government or a representative thereof.
- 4 The applicant/licensee certifies that neither the applicant/licensee nor any other party to the application is subject to a denial of Federal benefits pursuant to Section 5301 of the Anti-Drug Abuse Act of 1988, 21 U.S.C. § 862, because of a conviction for possession or distribution of a controlled substance. **This certification does not apply to applications filed in services exempted under Section 1.2002(c) of the rules, 47 CFR § 1.2002(c).** See Section 1.2002(b) of the rules, 47 CFR § 1.2002(b), for the definition of "party to the application" as used in this certification.
- 5 Amateur or GMRS applicant/licensee certifies that the construction of the station would NOT be an action which is likely to have a significant environmental effect (see the Commission's rules 47 CFR Sections 1.1301-1.1319 and Section 97.13(a) rules (available at web site <http://wireless.fcc.gov/rules.html>).
- 6 Amateur applicant/licensee certifies that they have READ and WILL COMPLY WITH Section 97.13(c) of the Commission's rules (available at web site <http://wireless.fcc.gov/rules.html>) regarding RADIOFREQUENCY (RF) RADIATION SAFETY and the amateur service section of OST/OET Bulletin Number 65 (available at web site <http://www.fcc.gov/oet/info/documents/bulletins/>).

Signature

Name of Party Authorized to Sign.

Name First MI Last Suffix
Frank Lappin

Title

Failure To Sign This Application May Result In Dismissal Of The Application And Forfeiture Of Any Fees Paid.

WILLFUL FALSE STATEMENTS MADE ON THIS FORM OR ANY ATTACHMENTS ARE PUNISHABLE BY FINE AND/OR IMPRISONMENT (U.S. Code, Title 18, §1001) AND/OR REVOCATION OF ANY STATION LICENSE OR CONSTRUCTION PERMIT (U.S. Code, Title 47, §312(a)(1)), AND/OR FORFEITURE (U.S. Code, Title 47, §503).

SUBMIT APPLICATION

FCC License Manager (last but not least)

- And, to finish out License Manager, you will then click on **“CONTINUE TO CORES FOR PAYMENT COMPLETION.”**

The screenshot displays the FCC License Manager interface. At the top, the FCC logo and 'Federal Communications Commission' are visible on the left, and 'License Manager' is on the right. A breadcrumb trail reads 'FCC > Wireless > Licensing > Online Systems > License Manager'. Below this, it shows 'Logged In: 0023360290 (Log Out)'. The main heading is 'Renew License', with links for 'Reference Copy' and 'Return'. A 'Confirmation' section states: 'Your application has been successfully submitted. Any future reference to this application must be made using the application file number.' Below this is a table with columns: File Number, Call Sign, Purpose, and Name. The table contains one row: File Number #0010904867, Call Sign KG5AHJ, Purpose RO, and Name Lappin, Frank. A link 'Print Application' is provided. An 'Application Fees' section follows with a table: File Number, Payment Type Code, Quantity, and Subtotal. The table shows one row: File Number #0010904867, Payment Type Code PRAN, Quantity 1, and Subtotal \$35.00. A 'Total Due \$35.00' is shown at the bottom right of the table. An 'Important Notice' section states: 'The U.S. Treasury will reject Credit Card transactions greater than \$24,999.99. This limit includes multiple transactions on the same Credit Card totaling more than this limit in a single day. For transactions greater than \$24,999.99, an alternative method of payment must be used. Payment methods can be found at <http://www.fcc.gov/fees>.' Below the notice, a paragraph explains that the FCC now requires Electronic payment for faster processing of applications. Applicants will need to login to the Commission Registration System (CORES) to pay fees due. All payments within 10 calendar days of filing the application(s). If you believe that the calculated fee is incorrect, please call 1-877-480-3201, and select option #2. At the bottom, a prominent button reads 'CONTINUE TO CORES FOR PAYMENT COMPLETION >'. A mouse cursor is hovering over the button.

File Number	Call Sign	Purpose	Name
#0010904867	KG5AHJ	RO	Lappin, Frank

File Number	Payment Type Code	Quantity	Subtotal
#0010904867	PRAN	1	\$35.00
			Total Due \$35.00



Your fifth and final step...

- Sign back into the CORES system and pay your license fee.

The screenshot shows the FCC Registration System (CORES) login page. At the top, there is a blue header with the FCC logo and the text "Federal Communications Commission" and "Commission Registration System (CORES)". Below the header is a yellow bar with "FCC Registration". A breadcrumb trail reads "FCC > FCC Registration > User Login".

FCC Registration - LOGIN

You are accessing a U.S. Government Information System. Information system usage may be monitored, recorded, and subject to audit. Unauthorized use of the information system is prohibited and subject to criminal and civil penalties. Use of the information system indicates consent to monitoring and recording.

Welcome to the COMmission REgistration System (CORES).

If you DO NOT have an FCC Username, please click the "REGISTER" button below to register an FCC Username.

CORES allows you to:

- Register and Manage the 10 digit FCC Registration Number (FRN).
- View financial standing (RED or Green Light Status) with the FCC and make payments.
- Retrieve payments awaiting completion.
- Enter and pay Application fees manually.
- Retrieve and pay ULS fees.
- File and pay annual Regulatory Fees.
- Manage Incentive Auction financials.

Click [Here](#) for CORES Tutorial Videos.

[News releases](#) related to the FCC Registration Number.

Username Login

Note: The Username is the email address associated with your FCC Username Account.

Username:

Password:

[LOG IN](#)

Need a Username?

[REGISTER](#)

Forgot/Reset your [Username Password?](#)

Check [Username Availability](#)

Paying your \$35 fee

- And, after going through the security process again which emails you a code to sign in using your email, you will get this screen.
- Select “**Manage Existing FRNs|FRN Financial|Bills and Fees**”

FCC Federal Communications Commission

Commission Registration System (CORES)

[Associate Username to FRN](#) | [Manage Existing FRNs & FRN Financial](#)
[Register New FRN](#) | [Reset FRN Password](#) | [Search for FRN](#)

FCC Registration

[FCC](#) > [FCC Registration](#) > User Home

Logged In As: rtdelan@outlook.com | [Logout](#)

User Home

Select one of the following:

- [Associate Username to FRN](#) Link your registered username to an existing FRN.
- [Manage Existing FRNs | FRN Financial | Bills and Fees](#) View & Pay Regulatory Fees, Application Fees, and Bills | View Red & Green light status.
- [Register New FRN](#) Register New FRN, Register and Reserve a new FRN (including Commercial/Non-Commercial Broadcast Ownership Reporting Restricted Use FRN).
- [Reset FRN Password](#) Reset/update your FRN password.
- [Search for FRN](#) Search for public FRN information.
- [Update Username Profile](#) Update your username profile.

Paying your \$35 fee (continued)

- On the next screen choose the option “**FRN Financial**”

Manage Existing FRN(s): Choose Action

When submitting a payment to the FCC, you are solely responsible for validating all financial data being entered, for ensuring that your payment instructions are not rejected by your financial institution and for ensuring that the funds have been transmitted to the FCC. To avoid incurring late payment penalties and interest, you should notify your financial institution when making ACH, credit card and wire payments, and continue monitoring your account to verify that payment to the FCC has been made by the payment deadline. The notifications you receive from the FCC after submitting your payment are to acknowledge that you have submitted a payment, and are not an acknowledgement that payment has been received by the FCC.

Select one of the following:

[Manage FRNs](#) Manage/View FRN Permission Levels, FRN Registration Information, and Associated Requests for your FRN(s).

[FRN Financial](#) Pay application fees and bills, and view financial status and payment history.

[Regulatory Fee Manager](#) View, edit, and file annual Regulatory Fees.

[ULS Batch Filers Only](#) View and pay ULS Application Fees (Not to be used by Individual Applicants).

[Go Back](#)

Customer Service

[Help](#)

[Frequently Asked Questions](#)

[FCC Privacy Policy](#)

[Privacy Act Statement](#)

[FCC Home Page](#)

For assistance, please submit a help request at <https://www.fcc.gov/wireless/available-support-services> or call 877-480-3201 (Mon.-Fri. 8 a.m.-6 p.m. ET).

Current Version: 3.4.0

Paying your \$35 fee (continued)

- On the next screen choose the option “**View/Make Payments**” underneath the word Action.

Federal Communications Commission
Commission Registration System (CORES)
Associate Username to FRN | Manage Existing FRNs & FRN Financial
Register New FRN | Reset FRN Password | Search for FRN

FCC Registration

FCC > FCC Registration > Manage Existing FRNs > FRN Financial Logged In As: rtdelan@outlook.com | Logout

FRN Financial

Manage FRNs
FRN Financial

Show 10 entries Search:

FRN	FRN Name	Red Light Status	Action
0005257464	RUSSELL DELANEY	Green Light	View/Make Payments

Showing 1 to 1 of 1 entries Previous 1 Next

[Go Back](#)

Customer Service

[Help](#) | [Frequently Asked Questions](#) | [FCC Privacy Policy](#) | [Privacy Act Statement](#) | [FCC Home Page](#)

For assistance, please submit a help request at <https://www.fcc.gov/wireless/available-support-services> or call 877-480-3201 (Mon.-Fri. 8 a.m.-6 p.m. ET).

Current Version: 3.4.0



Paying your \$35 fee (continued)

- If you did everything correctly so far, you should see an FRN financial screen.
- There will be a tab titled **“AWAITING PAYMENT COMPLETION”**
- There click on the far right to the link titled **“Make Payment.”**

The screenshot shows the FCC Commission Registration System (CORES) interface. The top navigation bar includes the FCC logo and the text 'Commission Registration System (CORES)'. Below this, the 'FCC Registration' section is active, with a breadcrumb trail: 'FCC > FCC Registration > Manage Existing FRNs > FRN Financial > View/Pay'. The 'FRN Financial' section contains four tabs: 'OPEN BILLS', 'APPLICATION FEES', 'AWAITING PAYMENT COMPLETION' (which is highlighted), and 'PAYMENT HISTORY'. Below the tabs, it says 'Matches 1 - 1 (of 1)'. A table displays the following data:

FRN	Remittance ID	Total Amount	Created Date	Status
0023360290	4427596	\$35.00	02/02/2024	Not Paid Make Payment

A red circle highlights the 'Make Payment' link in the 'Status' column. Below the table is a 'Go Back' link. At the bottom of the page, there is a 'Customer Service' section with links for 'Help', 'Frequently Asked Questions', 'FCC Privacy Policy', and 'Privacy Act Statement'. A footer note states: 'For assistance, please submit a help request at <https://www.fcc.gov/wireless/available-support-services> or call 877-480-3201 (Mon. - Fri. 8



Paying your \$35 fee (continued)

- At this point you will be taken to a screen to make your payment with a debit or credit card, or perhaps a transfer from your bank account.
- When you enter in your data, you'll get an **Online Payment Confirmation**.



The screenshot displays the FCC Commission Registration System (CORES) interface. At the top, the FCC logo and "Federal Communications Commission" are on the left, and "Commission Registration System (CORES)" is in the center. On the right, there are links for "Associate Username to" and "Register Ne". Below this is a yellow "FCC Registration" header. The breadcrumb trail reads: "FCC > FCC Registration > Manage Existing FRNs > FRN Financial > View/Pay > Payment Confirmation". The main heading is "Online Payment Confirmation". A "Print" button is in the top right of the confirmation area. The confirmation details are as follows:

Online Payment Confirmation	
Total Amount	\$35.00
Payer FRN	0023360290
Payer Name	Lappin, Frank
Remittance ID	4427596
Treasury Tracking ID	27BIQ2SN

Below the table, it says "Thank you for your payment!" and provides links for "View Form159" and "Go Back". At the bottom of the page, there is a "Customer Service" link.



And, if you want to avoid all the hassle

- **W5YI licensing service** has a complete licensing concierge service.
- Their “**Complete Renewal**” is \$80 and that includes the fee that they will pay to the FCC on your behalf.
- Once they complete the process they will mail you a printed copy of your license.
- So, \$35 if you do it, \$80 if they do it.

An ARRL Membership Benefit

- If you are an ARRL member, with a valid email address on file, you should receive a notification around the time your license enters the 90-day renewal window, or just before it.

**CONGRATULATIONS,
YOU PAID YOUR \$35**

Questions?



FCC Universal Licensing System



Payment Successful!

Your \$35 license fee has been paid.

Receipt Number: 002356987

[Return to Home](#)

[Print Receipt](#)

